



EQUESTRIAN
AUSTRALIA

Equestrian Australia National Dressage Rules Equipment Annex








In conjunction with Section 2 of the Equestrian Australia Dressage Rules updated in January 2014 (found [here](#)), the Australian Dressage Committee seeks to provide the following information for clarification of permitted equipment for official competition. This document is not intended to imply approval if the target item of equipment is not listed. The Dressage Rules provide clear guidelines as to the equipment permitted. Wherever possible, the ADC is guided by rulings from the FEI Equipment Committee.









For additional queries or information please do not hesitate to contact the Equestrian Australia National office. This document will be updated along with the questions received from FEI Officials, SDAs etc...










Last Update: 17 December, 2014


Table of Contents



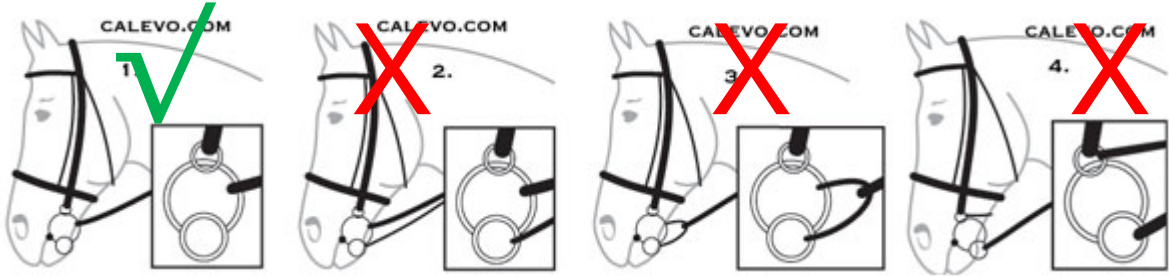
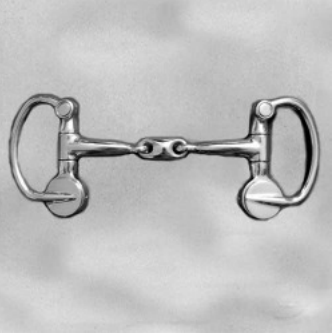

Bridle	3
Bits	4
Spurs	8
Horse boots	11
Riding boots	12
Stirrups	14







TOPIC		Status
<u>Bridles</u>		
<p data-bbox="488 517 857 549">Micklem bridle with clips</p> 	<p data-bbox="1630 517 1854 549">NOT ALLOWED</p> 	
 <p data-bbox="331 970 1137 1038">Blinkers of any type, including wool padding on cheek piece</p> 	<p data-bbox="1630 900 1854 932">NOT ALLOWED</p> 	

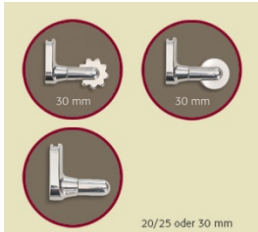






TOPIC	Status
<p>Bits</p>	
<p>Bits with wings at corners of mouth including:</p>  <p>Stubben Golden Wings snaffle</p>	<p>Not permitted</p> 
<p>Bits with wings at corners of mouth including:</p>  <p>Herm Sprenger KK type 2 bit</p>	<p>Not permitted</p> 
<p>Bits with any sort of tongue plate, including "Winning" or "WTP" bits. All "WTP" bits are not permitted.</p>   	<p>Not permitted</p> 



TOPIC		Status
Bits		
	Bits that deliver leverage action including but not restricted to, Sprenger KK Ultra B Ring Snaffle	Not permitted 
  	Snaffle bits with a port including, but not limited to: Myler Low Port Comfort Snaffle and KK Conrad Correction Bits	Not permitted 
 	Snaffle bits with twists in the centre piece; including Waterford snaffles . Dual link mouth pieces strictly forbidden	Not permitted 







TOPIC	Status
Bits	
<p>Robart Pinchless snaffle</p> 	<p>Not permitted</p> 
 <p>Rotary Curb Bit</p> <p>Note: Bits that have a lever arm rotating in the vertical plane are permitted</p>	<p>Not permitted</p> 





TOPIC	Status
Bits	
<p>Bits with a gag action</p> 	<p>Not permitted</p> 
	
<p>Bits with interferences on the side;</p> 	<p>Not Permitted</p> 



TOPIC	Status
<p><u>Spurs</u></p>	
<p>Only spurs with a rowel in the vertical plane are permitted</p> 	<p>Permitted</p> 
<p>Spurs with rowels in the horizontal are not permitted</p> 	<p>Not Permitted</p> 
<p>Spurs with side rowels (this example also has illegally orientated central rowel)</p> 	<p>Not Permitted</p> 







TOPIC	Status
<p><u>SPURS</u></p>	
<p>SmartClix Spurs are permitted assuming rowel is in the correct plane</p>  	<p>Permitted</p> 
<p>Soft Touch Spurs</p>  <div data-bbox="772 702 1585 837" style="border: 1px solid black; padding: 5px;"> <p>Note that the rolling BALL below is in the horizontal plane but is permitted nationally since it a "roll" and not a "rowel". NB: This spur is not permitted in FEI</p> </div>	<p>Permitted</p> 
<p>Shank of spurs must be straight</p>  <div data-bbox="542 1082 891 1184" style="border: 1px solid black; padding: 5px;"> <p>Shank may not bend towards the horse</p> </div>	<p>Not permitted</p> 

TOPIC	Status
<u>SPURS</u>	
 <p>Spursuader spurs not permitted</p>	<p>Not permitted</p> 

TOPIC	Status
<p><u>HORSE BOOTS</u> (not permitted in competition)</p>	
 <p>Any boot or bandage that covers part of the hoof is strictly forbidden</p>	<p>Not permitted</p> 
 <p>this ruling includes "Glu Shu's" or any covering of the hood</p>	<p>Not permitted</p> 
<p>Hoof boots not allowed in competition but can be worn in warm up</p> 	<p>Not permitted</p> 

TOPIC		Status
RIDING BOOTS (Competition)		
	Do not satisfy the restrictions regarding colour	Not permitted 
	Full length laced boots not permitted	Not permitted 

TOPIC	Status
<u>RIDING BOOTS</u>	
 <p data-bbox="571 416 1505 448">Not permitted due to conflict with colour requirement and style</p>	<p data-bbox="1630 384 1843 416">Not permitted</p> 

TOPIC	Status
<u>STIRRUPS</u>	
 <p>How the System Works: Pull up and the magnet is strong. Pull back and the magnet is strong. As soon as an angle is introduced, the connection is easily broken.</p> <p>"On Tyte" Magnetic stirrups are not permitted</p>	<p>Not permitted</p> 
 <p>Safety Stirrups are allowed</p>	<p>Permitted</p> 
 <p>"K'vall" stirrups</p>	<p>Not permitted</p> 

TOPIC	Status

TOPIC	Status